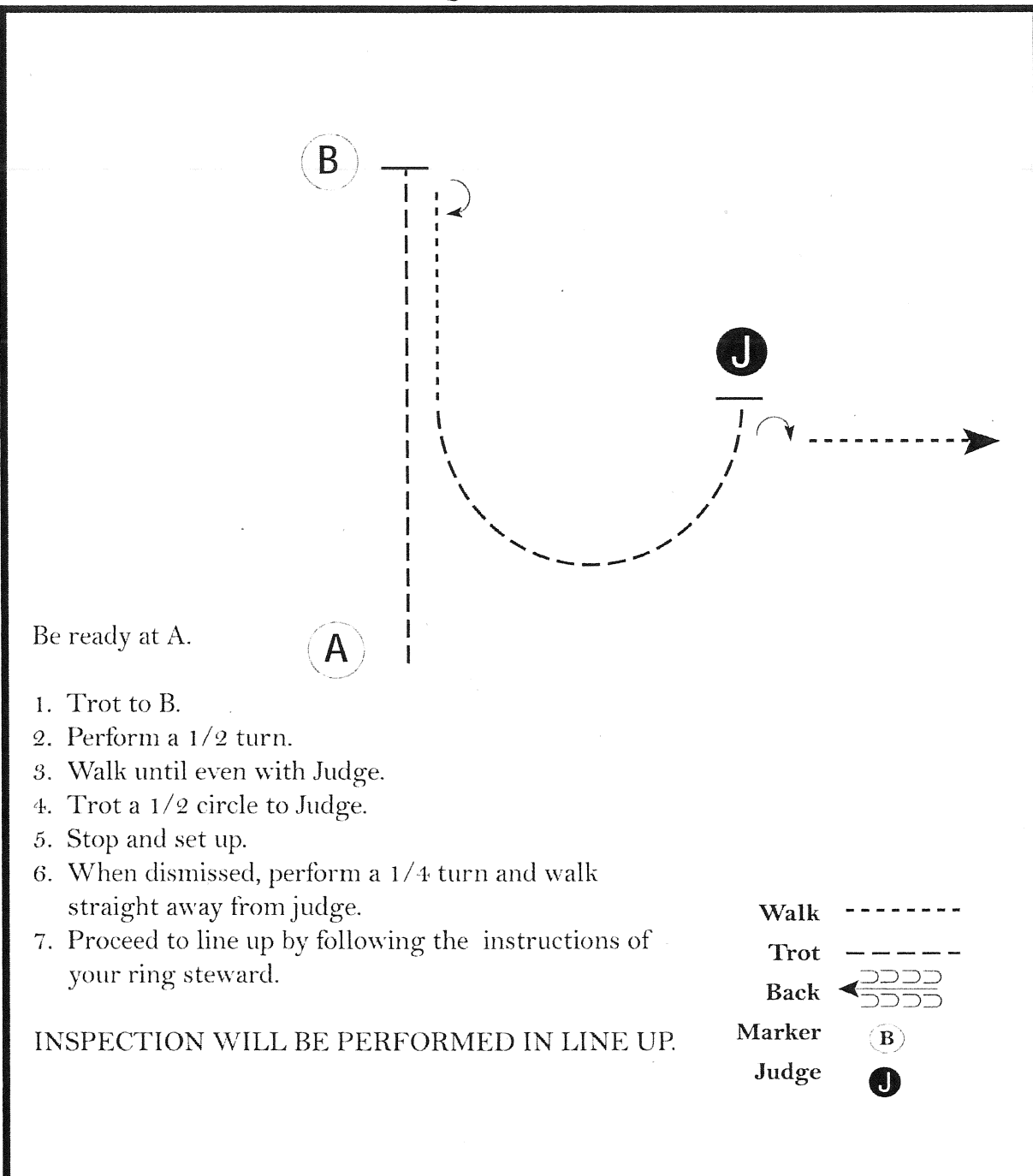


ShoWmanshIP

Beginner

w w w . H o r s e S h o w P a t t e r n s . c o m

w w w . H o r s e S h o w P a t t e r n s . c o m



Be ready at A.

1. Trot to B.
2. Perform a 1/2 turn.
3. Walk until even with Judge.
4. Trot a 1/2 circle to Judge.
5. Stop and set up.
6. When dismissed, perform a 1/4 turn and walk straight away from judge.
7. Proceed to line up by following the instructions of your ring steward.

INSPECTION WILL BE PERFORMED IN LINE UP.

- Walk -----
- Trot - - - - -
- Back ← - - - - -
- Marker ○ B
- Judge ○ J

[SWT-73]

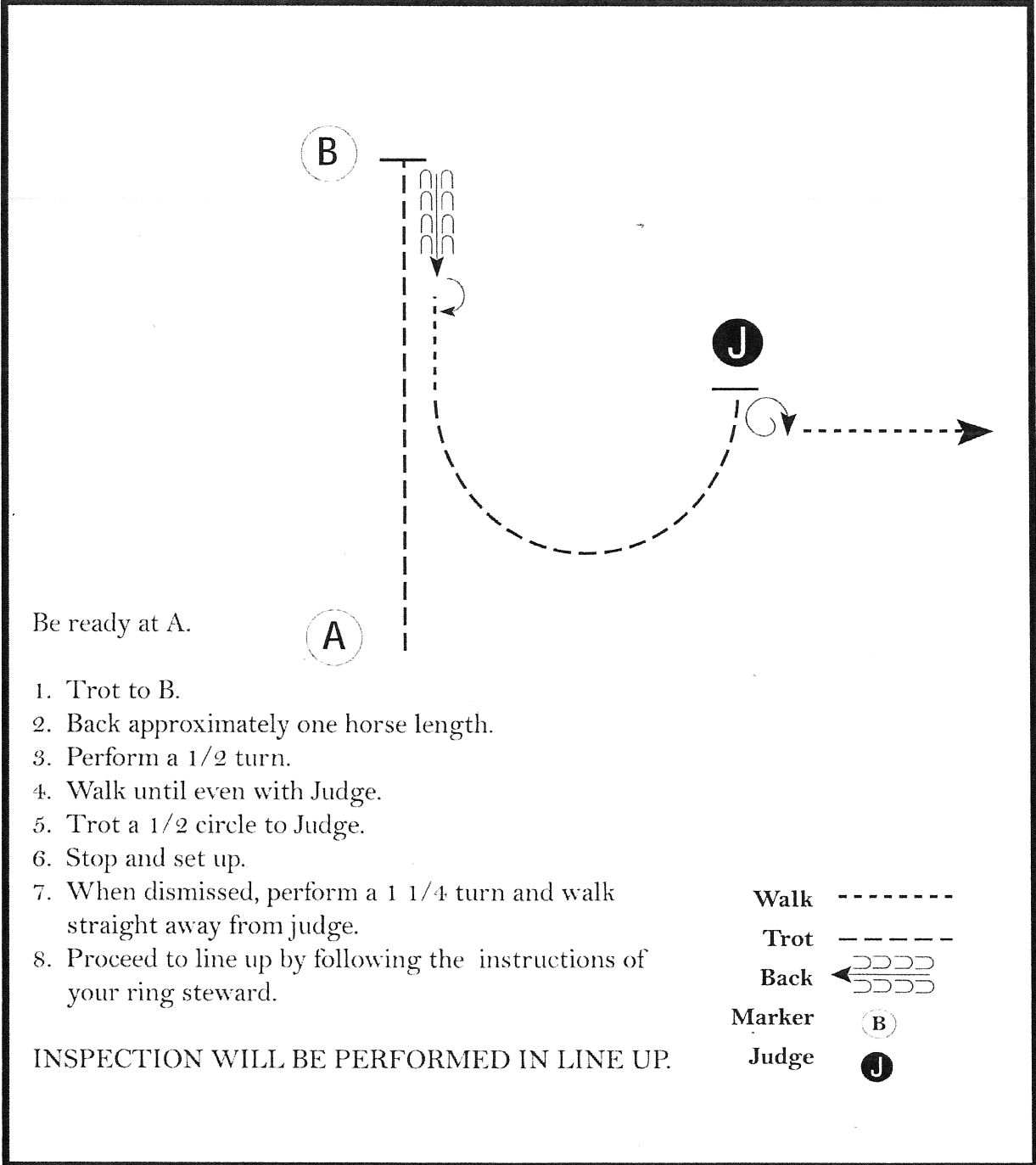
Pattern Provided by:
The Judges

Showmanship

NOVICE + 13 + U

www.HorseShowPatterns.com

www.HorseShowPatterns.com



Be ready at A.

1. Trot to B.
2. Back approximately one horse length.
3. Perform a 1/2 turn.
4. Walk until even with Judge.
5. Trot a 1/2 circle to Judge.
6. Stop and set up.
7. When dismissed, perform a 1 1/4 turn and walk straight away from judge.
8. Proceed to line up by following the instructions of your ring steward.

- Walk -----
- Trot - - - - -
- Back ←=====
- Marker (B)
- Judge (J)

INSPECTION WILL BE PERFORMED IN LINE UP.

[S/2-73]

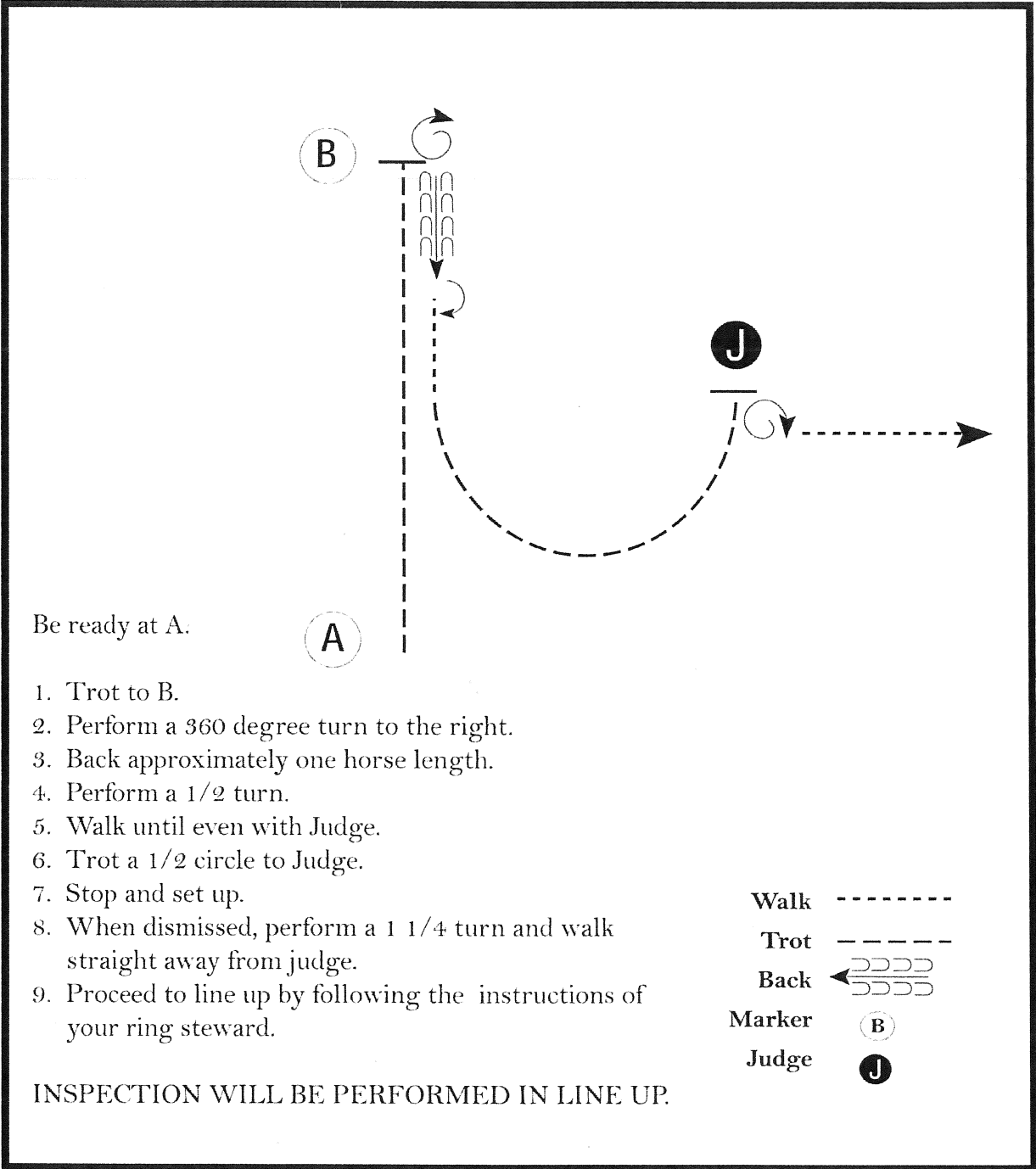
Pattern Provided by:
The Judges

SHOWMANSHIP

14-18, 19+over, Open

www.HorseShowPatterns.com

www.HorseShowPatterns.com



Be ready at A.

1. Trot to B.
2. Perform a 360 degree turn to the right.
3. Back approximately one horse length.
4. Perform a 1/2 turn.
5. Walk until even with Judge.
6. Trot a 1/2 circle to Judge.
7. Stop and set up.
8. When dismissed, perform a 1 1/4 turn and walk straight away from judge.
9. Proceed to line up by following the instructions of your ring steward.

Walk - - - - -
 Trot - - - - -
 Back ← - - - - -
 Marker (B)
 Judge (J)

INSPECTION WILL BE PERFORMED IN LINE UP.

[S/3-73]

Pattern Provided by:
The Judges

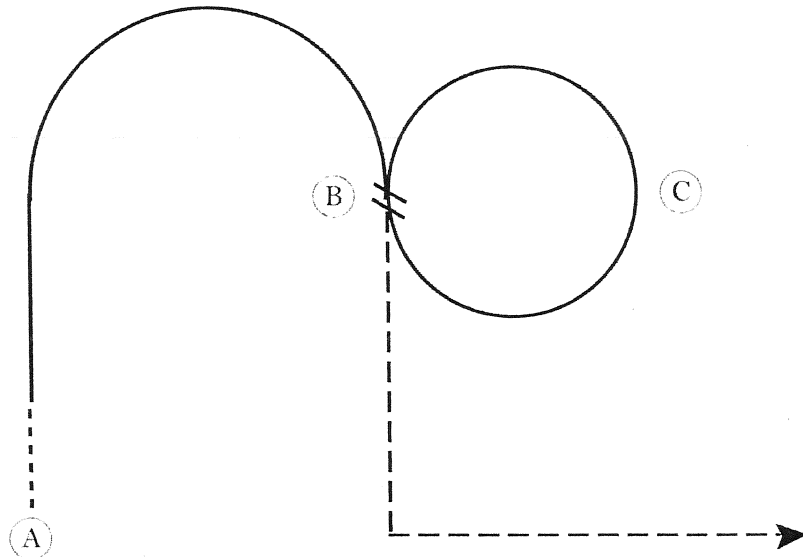
Equitation

NOVICE + 13+U

SHOW PATTERN # 2 / 2016

w w w . H o r s e S h o w P a t t e r n s . c o m

w w w . H o r s e S h o w P a t t e r n s . c o m



Be ready with your horse's tail to A.

1. Walk two horse lengths from A.
2. Canter on the right lead in a half circle to B.
3. Perform a simple lead change at B.
4. Canter a circle to the left at B.
5. Rising trot on the left diagonal until even with A.
6. Turn left and change diagonals.
7. Rising trot on the right diagonal straight away from A.

Pattern is over once you have passed C at the trot.

Follow the directions of your ring steward.

| | |
|---------------|-------|
| Walk | ----- |
| Trot | ----- |
| Extended Trot | ----- |
| Canter | ----- |
| Lead Change | |
| Back | |
| Marker | (B) |
| Hand Gallop | ----- |

[HSE/2-46]

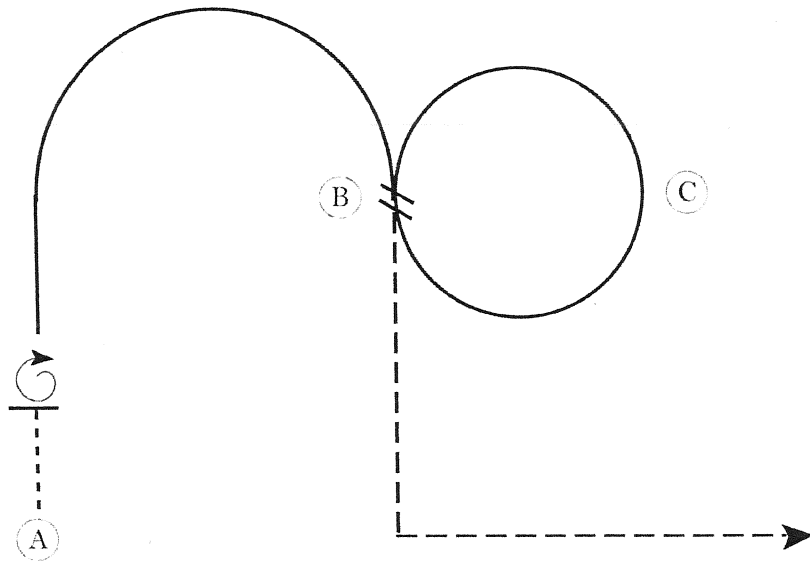
Pattern Provided by:
The Judges

Equitation

14-18 , 19+ Over, Open

www.HorseShowPatterns.com

www.HorseShowPatterns.com



Be ready with your horse's tail to A.

1. Walk two horse lengths from A.
2. Stop and perform a 360 degree turn on the fore hand to the right.
3. Canter on the right lead in a half circle to B.
4. Perform a simple lead change at B.
5. Canter a circle to the left at B.
6. Rising trot on the left diagonal until even with A.
7. Turn left and change diagonals.
8. Rising trot on the right diagonal straight away from A.

Pattern is over once you have passed C at the trot.

Follow the directions of your ring steward.

| | |
|---------------|-----------|
| Walk | ----- |
| Trot | - - - - - |
| Extended Trot | ===== |
| Canter | ————— |
| Lead Change | |
| Back | |
| Marker | |
| Hand Gallop | ————— |

[HSE/3-46]

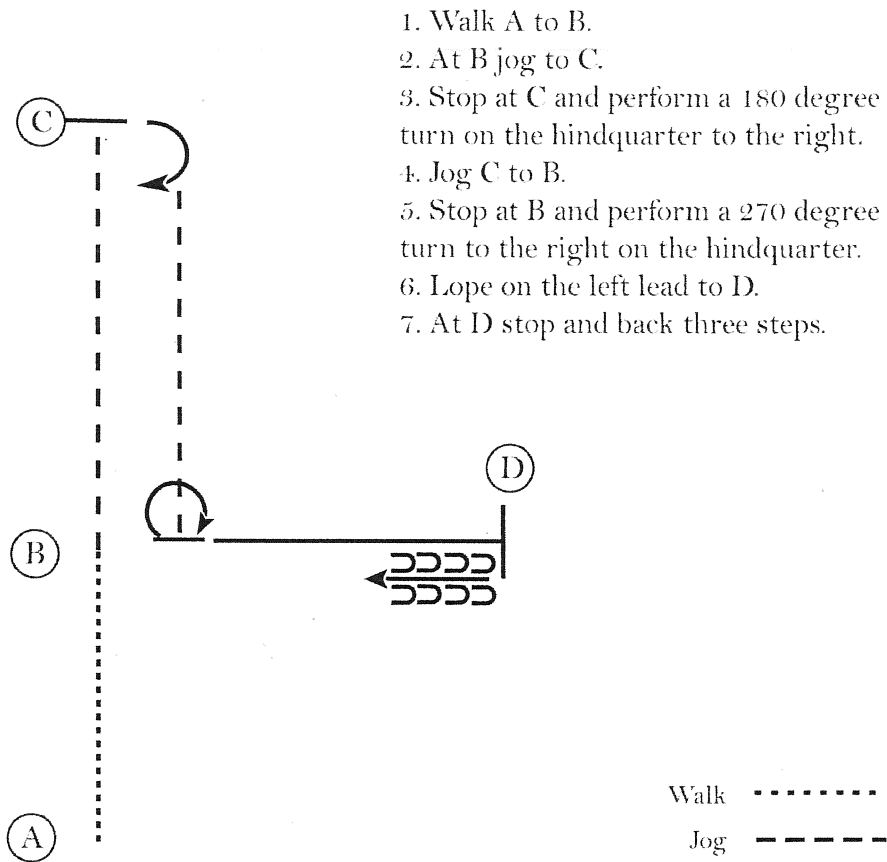
Pattern Provided by:
The Judges

Horsemanship

Novice + 1344

www.HorseShowPatterns.com

www.HorseShowPatterns.com



1. Walk A to B.
2. At B jog to C.
3. Stop at C and perform a 180 degree turn on the hindquarter to the right.
4. Jog C to B.
5. Stop at B and perform a 270 degree turn to the right on the hindquarter.
6. Lope on the left lead to D.
7. At D stop and back three steps.

| | |
|--------------|-------------|
| Walk | |
| Jog | ----- |
| Extended Jog | ----- |
| Lope | ————— |
| Leg Yield | |
| Lead Change | ↘ |
| Back | ← ↔ ↔ |
| Marker | ⊙ |
| Sidepass | ←- - - - - |

[WH/1-13]

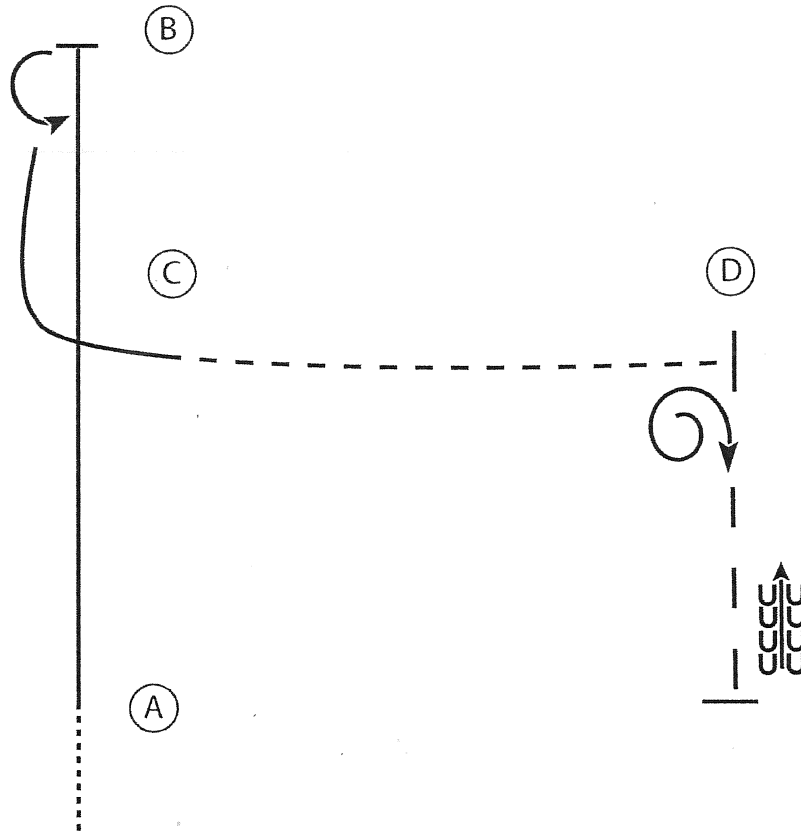
Pattern Provided by:
The Judges

Horsemanship

14-18, 19 & Over, Open

www.HorseShowPatterns.com

www.HorseShowPatterns.com



1. Walk to A
2. At A lope on the right lead
3. At C extend the lope to B
4. Stop at B and perform a 180 degree turn to the left on the hindquarters
5. Lope around C
6. At C jog to D
7. Stop at D and perform a 450 degree turn to the right on the hindquarters
8. Extend the jog until even with A
9. Stop when even with A and back.

| | |
|--------------|---------|
| Walk | |
| Jog | ----- |
| Extended Jog | ----- |
| Lope | ————— |
| Leg Yield | |
| Lead Change | ↙ ↘ |
| Back | ←←←←← |
| Marker | Ⓚ |
| Sidepass | ←-----→ |

[WH/3-13]

Pattern Provided by:
The Judges